


SERTO 2004 Catalog from: MARYLAND METRICS

SERTO 

P r o g r a m m

Adapter Edelstahl
Adaptateur acier inoxydable
Adaptor stainless steel



Adapter

Eigenschaften, Besonderheiten

- einfache Verbindungselemente mit Innen- und Aussengewinden, Anschlussstutzen
- zahlreiche Bauformen
- viele Kombinationsmöglichkeiten

Betriebsdruck

Nach DIN EN 10241
gefertigte Fittings –
Innendruck min. 75 bar

Werkstoff

Gefertigte Fittings
Type 50=1.4571

Formteile gegossen
Type 51=1.4401 (AISI 316)

Adaptateur

Généralités

- éléments simples d'assemblage avec des filetages intérieurs et extérieurs, avec des pièces de raccordement
- grand nombre de formes de construction
- multiples possibilités de combinaisons de montages

Pression de service

Pour des raccords fabriqués
selon DIN EN 10241 –
pression interne min. 75 bar

Matériel

Raccords fabriqués
Type 50=1.4571

Pièces de fonte
Type 51=1.4401 (AISI 316)

Adaptor

Special characteristics

- simple connecting pieces with internal and external threads, nipples
- large number of construction versions
- many possible combinations

Operating pressure

For DIN EN 10241
manufactured fittings internal
pressure of min. 75 bar

Material

Manufactured fittings
Type 50=1.4571

Investment casted parts
Type 51=1.4401 (AISI 316)

SERTO ist ein international geschütztes
Warenzeichen.

Sämtliche Angaben vermitteln technische
Informationen und enthalten keine
Garantieversagen. Technische Änderungen
vorbehalten. Siehe auch Allgemeine
Verkaufsbedingungen.

SERTO est une marque déposée et
protégée sur le plan international.

Toutes les indications fournies sont des
renseignements techniques et ne
constituent pas des engagements de
garantie de notre part. Sous réserve de
modifications techniques. Voir aussi nos
Conditions Générales de Vente.

SERTO is an internationally protected
trademark.

All data are for the purpose of providing
technical information and do not constitute
part of any warranty. Technical data and
details subject to change. Please also refer
to our general terms and conditions of
sale.

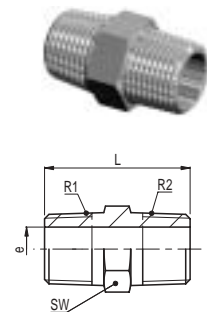
Doppelnippel DIN EN 10241

Mamelon double

Hex nipple

AD HN 50

Type	-R1-R2	SW	L	e	kg/100
AD HN 50	-1/8 -1/8	12	25.0	6.0	1.005
AD HN 50	-1/4 -1/4	14	31.0	8.0	1.979
AD HN 50	-3/8 -3/8	17	33.0	10.5	3.180
AD HN 50	-1/2 -1/2	22	43.0	13.0	6.749
AD HN 50	-3/4 -3/4	27	48.0	21.0	7.285
AD HN 50	-1 -1	36	52.0	26.0	13.822



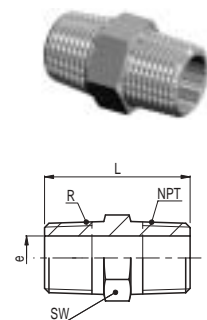
Übergangsnippel DIN EN 10241

Mamelon double inégale

Conversion hex nipple

AD HN 50 NPT

Type	-R -NPT	SW	L	e	kg/100
AD HN 50	-1/8 -1/8 NPT	12	25.0	6.0	1.067
AD HN 50	-1/4 -1/4 NPT	14	31.0	8.0	2.061
AD HN 50	-3/8 -3/8 NPT	17	33.0	10.5	3.260
AD HN 50	-1/2 -1/2 NPT	22	43.0	13.0	6.850
AD HN 50	-3/4 -3/4 NPT	27	48.0	21.0	7.371
AD HN 50	-1 -1 NPT	36	52.0	26.0	13.760



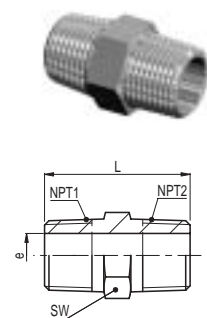
Doppelnippel DIN EN 10241

Mamelon double

Hex nipple

AD HN 50 NPT - NPT

Type	-NPT1 -NPT2	SW	L	e	kg/100
AD HN 50	-1/8 NPT -1/8 NPT	12	25.0	6.0	1.113
AD HN 50	-1/4 NPT -1/4 NPT	14	31.0	8.0	2.141
AD HN 50	-3/8 NPT -3/8 NPT	17	33.0	10.5	3.340
AD HN 50	-1/2 NPT -1/2 NPT	22	43.0	13.0	6.949
AD HN 50	-3/4 NPT -3/4 NPT	27	48.0	21.0	7.457
AD HN 50	-1 NPT -1 NPT	36	52.0	26.0	13.698



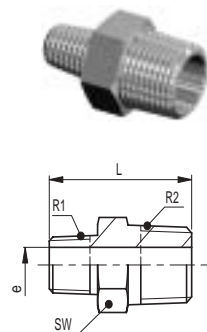
Doppelnippel reduziert

Mamelon double réduite

Hex reducing nipple

AD HRN 50

Type	-R1-R2	SW	L	e	kg/100
AD HRN 50	-1/8 -1/4	14	28.0	6.0	1.830
AD HRN 50	-1/8 -3/8	17	30.0	6.0	3.193
AD HRN 50	-1/8 -1/2	22	35.0	6.0	6.344
AD HRN 50	-1/4 -3/8	17	33.0	8.0	3.308
AD HRN 50	-1/4 -1/2	22	38.0	8.0	6.385
AD HRN 50	-3/8 -1/2	22	38.0	10.5	6.128
AD HRN 50	-1/2 -3/4	27	46.5	13.0	11.548
AD HRN 50	-1/2 -1	36	48.5	13.0	20.172
AD HRN 50	-3/4 -1	36	50.0	21.0	15.600

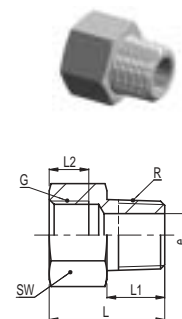


G = Rohrgewinde (zylindrisch) / Filetage-gaz BSP (cylindrique) / BSP pipe thread (straight) ISO 228
R = Rohrgewinde (kegelig) / Filetage-gaz BSP (conique) / BSP pipe thread (tapered) DIN 2999
NPT = Rohrgewinde (kegelig) / Filetage-gaz NPT (conique) / NPT pipe thread (tapered) ANSI B 1.20.1

Adapter Adaptateur Adapter

AD A 50

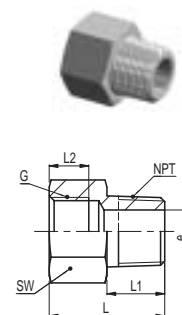
Type	-G -R	SW	L	L1	L2	e	kg/100
AD A 50	$-1/8 -1/8$	14	21.0	9.5	8.0	6.0	1.226
AD A 50	$-1/4 -1/4$	17	26.0	12.5	9.0	8.0	2.192
AD A 50	$-3/8 -3/8$	22	27.0	12.5	9.5	10.5	3.698
AD A 50	$-1/2 -1/2$	27	35.0	17.5	11.5	13.0	7.183
AD A 50	$-3/4 -3/4$	32	40.0	19.0	14.0	21.0	9.166
AD A 50	$-1 -1$	41	45.0	21.0	17.0	26.0	17.524



Übergangs-Adapter Adaptateur inégale Conversion Adapter

AD A 50 NPT

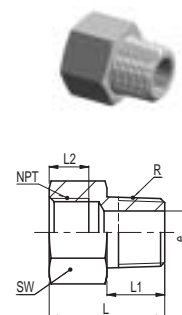
Type	-G -NPT	SW	L	L1	L2	e	kg/100
AD A 50	$-1/8 -1/8$ NPT	14	21.0	9.5	8.0	6.0	1.277
AD A 50	$-1/4 -1/4$ NPT	17	26.0	12.5	9.0	8.0	2.271
AD A 50	$-3/8 -3/8$ NPT	22	27.0	12.5	9.5	10.5	3.786
AD A 50	$-1/2 -1/2$ NPT	27	35.0	17.5	11.5	13.0	7.280
AD A 50	$-3/4 -3/4$ NPT	32	40.0	19.0	14.0	21.0	9.252
AD A 50	$-1 -1$ NPT	41	45.0	21.0	17.0	26.0	17.482



Übergangs-Adapter Adaptateur inégale Conversion Adapter

AD A 50 NPT

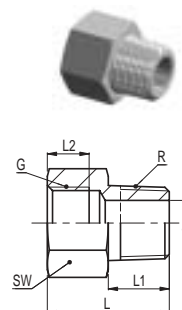
Type	-NPT -R	SW	L	L1	L2	e	kg/100
AD A 50	$-1/8$ NPT $-1/8$	14	21.0	9.5	10.0	6.0	1.239
AD A 50	$-1/4$ NPT $-1/4$	17	29.0	12.5	14.0	8.0	2.424
AD A 50	$-3/8$ NPT $-3/8$	22	29.0	12.5	14.0	10.5	3.800
AD A 50	$-1/2$ NPT $-1/2$	27	38.0	17.5	18.0	13.0	8.108
AD A 50	$-3/4$ NPT $-3/4$	32	43.0	19.0	20.0	21.0	10.371
AD A 50	-1 NPT -1	36	45.0	21.0	23.0	26.0	12.020



Adapter reduziert Adaptateur reduite Reducing Adapter

AD RA 50

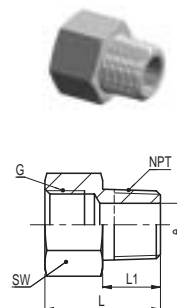
Type	-G -R	SW	L	L1	L2	e	kg/100
AD RA 50	$-1/4 -1/8$	17	23.0	9.5	9.0	6.0	1.776
AD RA 50	$-3/8 -1/4$	22	28.0	12.5	9.5	8.0	3.586
AD RA 50	$-1/2 -1/4$	27	31.0	12.5	11.0	8.0	5.815
AD RA 50	$-1/2 -3/8$	27	30.0	12.5	11.5	10.5	5.780
AD RA 50	$-3/4 -1/2$	32	39.0	17.5	14.0	13.0	9.662
AD RA 50	$-1 -1/2$	41	45.0	17.5	17.0	13.0	18.781
AD RA 50	$-1 -3/4$	41	45.0	19.0	17.0	21.0	17.126



G = Rohrgewinde (zylindrisch) / Filetage-gaz BSP (cylindrique) / BSP pipe thread (straight) ISO 228
R = Rohrgewinde (kegelig) / Filetage-gaz BSP (conique) / BSP pipe thread (tapered) DIN 2999
NPT = Rohrgewinde (kegelig) / Filetage-gaz NPT (conique) / NPT pipe thread (tapered) ANSI B 1.20.1

Übergangs-Adapter reduziert Adaptateur inégale reduite Conversion reducing adapter **AD RA 50 NPT**

Type	-G -NPT	SW	L	L1	e	kg/100
AD RA 50	$^{-1/4} -^{-1/8}$ NPT	17	23.0	9.5	6.0	1.827
AD RA 50	$^{-3/8} -^{-1/4}$ NPT	22	28.0	12.5	8.0	3.666
AD RA 50	$^{-1/2} -^{-1/4}$ NPT	27	31.0	12.5	8.0	5.895
AD RA 50	$^{-1/2} -^{-3/8}$ NPT	27	30.0	12.5	10.5	5.868
AD RA 50	$^{-3/4} -^{-1/2}$ NPT	32	39.0	17.5	13.0	9.759
AD RA 50	$^{-1} -^{-3/4}$ NPT	41	45.0	19.0	21.0	17.213



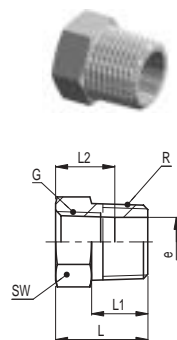
Reduziernippel DIN EN 10241

Réduction

Hex bushing

AD RB 50

Type	-G -R	SW	L	L1	L2	e	kg/100
AD RB 50	$^{-1/8} -^{-1/4}$	14	18.5	12.5	8.0	8.6	1.139
AD RB 50	$^{-1/8} -^{-3/8}$	17	20.5	12.5	8.0	8.6	2.456
AD RB 50	$^{-1/8} -^{-1/2}$	22	25.5	17.5	8.0	8.6	5.502
AD RB 50	$^{-1/4} -^{-3/8}$	17	20.5	12.5	9.0	11.4	1.798
AD RB 50	$^{-1/4} -^{-1/2}$	22	25.5	17.5	9.0	11.4	4.693
AD RB 50	$^{-1/4} -^{-3/4}$	27	29.0	19.0	9.0	11.4	9.574
AD RB 50	$^{-3/8} -^{-1/2}$	22	25.5	17.5	9.5	15.0	3.939
AD RB 50	$^{-3/8} -^{-3/4}$	27	29.0	19.0	9.5	15.0	7.647
AD RB 50	$^{-3/8} -^{-1}$	36	31.0	21.0	9.5	15.0	16.634
AD RB 50	$^{-1/2} -^{-3/4}$	27	29.0	19.0	11.5	18.6	6.079
AD RB 50	$^{-1/2} -^{-1}$	36	31.0	21.0	11.5	18.6	14.496
AD RB 50	$^{-3/4} -^{-1}$	36	31.0	21.0	14.0	24.1	10.487



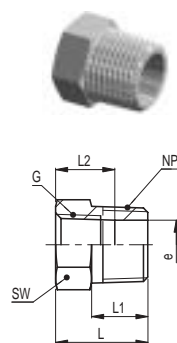
Übergangs-Reduziernippel DIN EN 10241

Réduction inégale

Conversion hex bushing

AD RB 50 NPT

Type	-G -NPT	SW	L	L1	L2	e	kg/100
AD RB 50	$^{-1/8} -^{-1/4}$ NPT	14	18.5	12.5	8.0	8.6	1.220
AD RB 50	$^{-1/8} -^{-3/8}$ NPT	17	20.5	12.5	8.0	8.6	2.537
AD RB 50	$^{-1/8} -^{-1/2}$ NPT	22	25.5	17.5	8.0	8.6	5.600
AD RB 50	$^{-1/4} -^{-3/8}$ NPT	17	20.5	12.5	9.0	11.4	1.879
AD RB 50	$^{-1/4} -^{-1/2}$ NPT	22	25.5	17.5	9.0	11.4	4.791
AD RB 50	$^{-1/4} -^{-3/4}$ NPT	27	29.0	19.0	9.0	11.4	9.660
AD RB 50	$^{-3/8} -^{-1/2}$ NPT	22	25.5	17.5	9.5	15.0	3.490
AD RB 50	$^{-1/2} -^{-3/4}$ NPT	27	29.0	19.0	11.5	18.6	6.165
AD RB 50	$^{-3/4} -^{-1}$ NPT	36	31.0	21.0	14.0	24.1	10.445



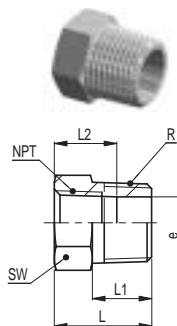
Übergangs-Reduziernippel DIN EN 10241

Réduction inégale

Conversion hex bushing

AD RB 50 NPT

Type	-NPT -R	SW	L	L1	L2	e	kg/100
AD RB 50	$^{-1/8}$ NPT $^{-1/4}$	14	18.5	12.5	6.7	8.4	1.142
AD RB 50	$^{-1/4}$ NPT $^{-3/8}$	17	20.5	12.5	10.2	10.8	1.869
AD RB 50	$^{-1/4}$ NPT $^{-1/2}$	22	25.5	17.5	10.2	10.8	4.802
AD RB 50	$^{-1/2}$ NPT $^{-3/4}$	27	29.0	19.0	13.5	17.7	6.418



G = Rohrgewinde (zylindrisch) / Filetage-gaz BSP (cylindrique) / BSP pipe thread (straight) ISO 228
R = Rohrgewinde (kegelig) / Filetage-gaz BSP (conique) / BSP pipe thread (tapered) DIN 2999
NPT = Rohrgewinde (kegelig) / Filetage-gaz NPT (conique) / NPT pipe thread (tapered) ANSI B 1.20.1

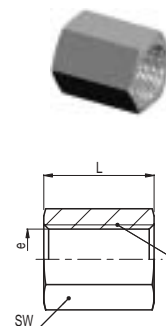
Sechskant Muffe DIN EN 10241

Manchon double

Hex coupling

AD HC 50

Type	-G	SW	L	e	kg/100
AD HC 50	$-1/8 -1/8$	17	17.0	8.6	2.278
AD HC 50	$-1/4 -1/4$	22	25.0	11.4	5.500
AD HC 50	$-3/8 -3/8$	22	26.0	15.0	4.391
AD HC 50	$-1/2 -1/2$	27	34.0	18.6	8.425
AD HC 50	$-3/4 -3/4$	32	36.0	24.1	10.686
AD HC 50	-1 -1	46	43.0	30.3	33.192



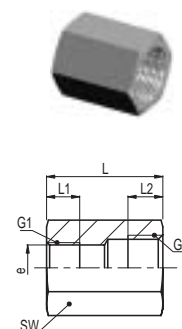
Sechskant Muffe reduziert DIN EN 10241

Manchon double reduite

Hex reducing coupling

AD HRC 50

Type	-G1-G2	SW	L	L1	L2	e	kg/100
AD HRC 50	$-1/8 -1/4$	22	25.0	8.0	9.0	8.6	5.938
AD HRC 50	$-1/8 -3/8$	22	30.0	8.0	9.5	8.6	6.500
AD HRC 50	$-1/8 -1/2$	27	41.0	8.0	11.5	8.6	14.097
AD HRC 50	$-1/4 -3/8$	22	29.0	9.0	9.5	11.4	5.746
AD HRC 50	$-1/4 -1/2$	27	40.0	9.0	11.5	11.4	12.941
AD HRC 50	$-3/8 -1/2$	27	38.0	9.5	11.5	15.0	11.055
AD HRC 50	$-1/2 -3/4$	32	41.0	11.5	14.0	18.6	15.200
AD HRC 50	$-1/2 -1$	46	51.0	11.5	17.0	18.6	48.706



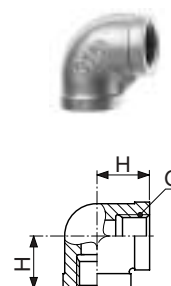
Aufschraub-Winkel

Coude double femelle

Female elbow

AD FE 51

Type	-G	H	kg/1
AD FE 51	$-1/8 -1/8$	20.0	0.037
AD FE 51	$-1/4 -1/4$	21.0	0.051
AD FE 51	$-3/8 -3/8$	25.0	0.066
AD FE 51	$-1/2 -1/2$	28.0	0.090
AD FE 51	$-3/4 -3/4$	33.0	0.191
AD FE 51	-1 -1	38.0	0.278



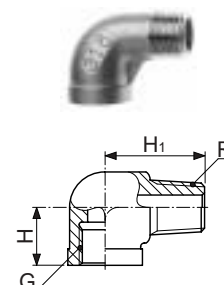
Einschraub-/Aufschraub-Winkel

Coude femelle - mâle

Street elbow

AD SE 51

Type	-G -R	H	H1	kg/1
AD SE 51	$-1/8 -1/8$	20.0	26.0	0.028
AD SE 51	$-1/4 -1/4$	21.0	30.0	0.036
AD SE 51	$-3/8 -3/8$	25.0	36.0	0.065
AD SE 51	$-1/2 -1/2$	28.0	41.0	0.112
AD SE 51	$-3/4 -3/4$	33.0	48.0	0.161
AD SE 51	-1 -1	38.0	54.0	0.256



G = Rohrgewinde (zylindrisch) / Filetage-gaz BSP (cylindrique) / BSP pipe thread (straight) ISO 228
R = Rohrgewinde (kegelig) / Filetage-gaz BSP (conique) / BSP pipe thread (tapered) DIN 2999
NPT = Rohrgewinde (kegelig) / Filetage-gaz NPT (conique) / NPT pipe thread (tapered) ANSI B 1.20.1

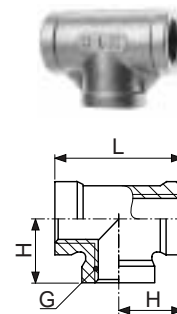
Aufschraub T

Té triple femelle

Female Tee

AD FT 51

Type	-G	H	L	kg/1
AD FT 51	$^{-1/8}$ $^{-1/8}$ $^{-1/8}$	20.0	40.0	0.030
AD FT 51	$^{-1/4}$ $^{-1/4}$ $^{-1/4}$	21.0	42.0	0.073
AD FT 51	$^{-3/8}$ $^{-3/8}$ $^{-3/8}$	25.0	50.0	0.101
AD FT 51	$^{-1/2}$ $^{-1/2}$ $^{-1/2}$	28.0	56.0	0.164
AD FT 51	$^{-3/4}$ $^{-3/4}$ $^{-3/4}$	32.0	64.0	0.225
AD FT 51	-1 -1 -1	38.0	76.0	0.370



Rohrkappe

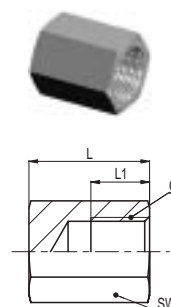
DIN EN 10241

Capuchon femelle

Hex Cap

AD HCP 50

Type	-G	SW	L	L1	kg/100
AD HCP 50	$^{-1/8}$	17	19.0	8.0	2.757
AD HCP 50	$^{-1/4}$	22	24.0	9.0	5.932
AD HCP 50	$^{-3/8}$	22	27.0	9.5	5.875
AD HCP 50	$^{-1/2}$	27	37.0	11.5	12.700
AD HCP 50	$^{-3/4}$	32	38.0	14.0	16.363
AD HCP 50	-1	46	44.0	17.0	43.193



Verschlussstopfen 6kt

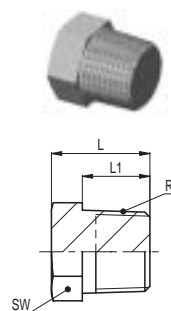
DIN EN 10241

Bouchon mâle

Hex Plug

AD HP 50

Type	-R	SW	L	L1	kg/100
AD HP 50	$^{-1/8}$	12	15.5	9.5	1.017
AD HP 50	$^{-1/4}$	14	18.5	12.5	1.892
AD HP 50	$^{-3/8}$	17	20.5	12.5	3.289
AD HP 50	$^{-1/2}$	22	25.5	17.5	6.548
AD HP 50	$^{-3/4}$	27	29.0	19.0	11.671
AD HP 50	-1	36	31.0	21.0	20.534



Verschlussstopfen 6kt

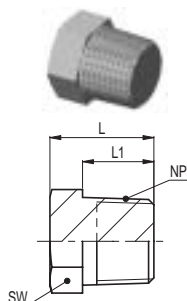
DIN EN 10241

Bouchon mâle

Hex Plug

AD HP 50 NPT

Type	-NPT	SW	L	L1	kg/100
AD HP 50	$^{-1/8}$ NPT	12	15.5	9.5	1.070
AD HP 50	$^{-1/4}$ NPT	14	18.5	12.5	1.973
AD HP 50	$^{-3/8}$ NPT	17	20.5	12.5	3.370
AD HP 50	$^{-1/2}$ NPT	22	25.5	17.5	6.647
AD HP 50	$^{-3/4}$ NPT	27	29.0	19.0	11.756
AD HP 50	-1 NPT	36	31.0	21.0	20.472



G = Rohrgewinde (zylindrisch) / Filetage-gaz BSP (cylindrique) / BSP pipe thread (straight) ISO 228
R = Rohrgewinde (kegelig) / Filetage-gaz BSP (conique) / BSP pipe thread (tapered) DIN 2999
NPT = Rohrgewinde (kegelig) / Filetage-gaz NPT (conique) / NPT pipe thread (tapered) ANSI B 1.20.1



Mit SERTO clever verbinden

Dank der Einzigartigkeit eines ganzen Systems. Spart Zeit, Platz und reduziert die Anzahl Verbindungen. Für alles was transportiert, verteilt und reguliert werden muss.

Produziert von SERTO AG

Entwickelt in der Schweiz.
Mit Innovations- und Erfahrungsvorsprung für einzigartige, weltweit patentierte Lösungen.

La connexion intelligente avec SERTO

Grâce aux caractéristiques uniques en leur genre d'un système complet. Vous gagnez du temps et de la place, vous réduisez le nombre de vos connexions. Pour tout ce qui doit être transporté, distribué et régulé.

Fabriqué par SERTO AG

Développé en Suisse, en avance sur son temps, fruit de l'innovation et de l'expérience, pour la conception de solutions sans équivalent et brevetées dans le monde entier.

SERTO – The clever connection

By virtue of the uniqueness of an entire system. Saves time and space and reduces the number of connections. For everything that has to be conveyed, distributed and regulated.

Manufactured by SERTO AG

Developed in Switzerland. With a leading edge in innovation and experience, for unique solutions which have been patented world-wide.



Ihr SERTO Partner / Votre partenaire SERTO / Your SERTO partner

Available from: **MARYLAND METRICS**

Phones: (410)358-3130 (800)638-1830 Faxes: (410)358-3142 (800)872-9329
P.O.Box 261 Owings Mills, MD 21117 USA URL: <http://mdmetric.com> E-mail: sales@mdmetric.com